

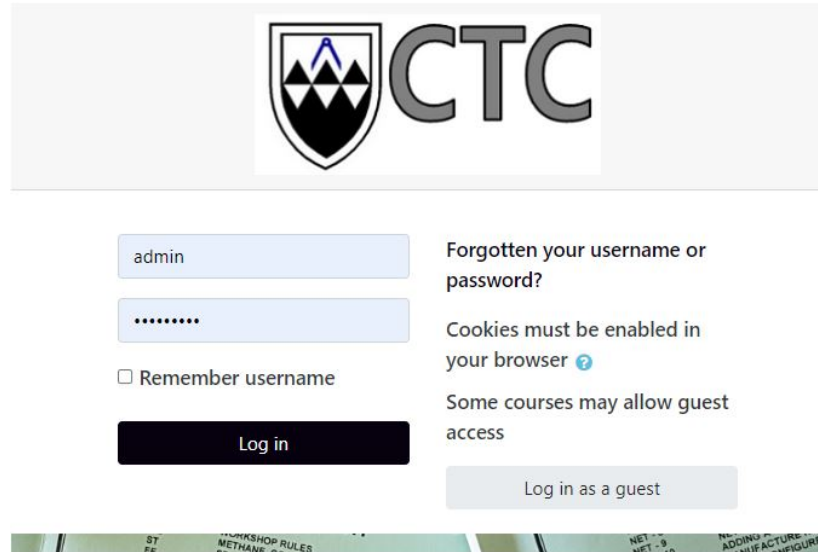
How to register and enrol for our ARTISAN 4.0™ programs. The Phase 1 courses are all free.

Please perform the following steps:

1. Go to the website

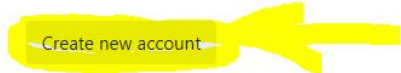
www.ctc.emhost.org

2. Look for the ARTISAN 4.0 courses that you want. If you are not yet registered on our site you will see the following when you try to enter the course: Click on “Create new account” and supply your details.




Is this your first time here?

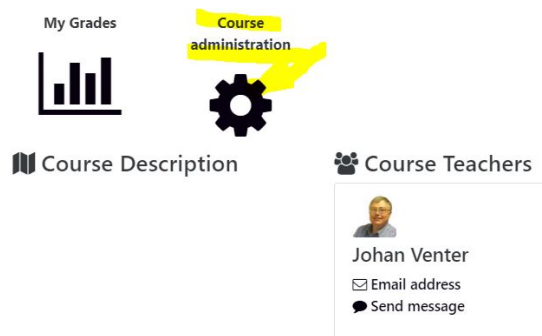
For full access to this site, you first need to create an account.



3. When in the course, look for the “Gear Icon” at the top left; Click on it. It looks like this:



4. The gear icon takes you to the course Admin page. It looks like this. Click on the large gear:



5. On the course Admin page, you will see a link that you click to enrol you for the course. It looks like this:

Course administration



Repeat steps 3, 4 and 5 for each course you want to enrol in.